




What is it like in space?

For the final half term, children will look at what is beyond the big wide world.

1. Children will look at pictures of stars and space and talk about how they could get there. They will work together to make rockets that they can fly to the moon.
2. Children will explore stories about characters going to space. They will talk about what it could be like there.
3. Children will explore different forces and discuss how they work. They will consider how they could use them in space.
4. Children will prepare for the transition to Reception. They will spend time discussing their feelings and getting to know their new setting.
5. Children will role play using emergent writing about planning a trip to space or being on a rocket.
6. Children will develop their collaboration skills and will work and play together.



Vocabulary

Nursery Medium Term Planning Summer 2

What is it like in space?



Communication and Language

- Understand 'why' questions, like: "Why do you think the caterpillar got so fat?"
- Use longer sentences of four to six words.
- Use talk to organise themselves and their play: "Let's go on a bus... you sit there... I'll be the driver."

Literacy

- Use some of their print and letter knowledge in their early writing. For example: writing a pretend shopping list that starts at the top of the page; writing 'm' for mummy.
- Write some or all of their name.
- Understand the five key concepts about print: - print has meaning - print can have different purposes - we read English text from left to right and from top to bottom - the names of the different parts of a book - page sequencing
- Engage in extended conversations about stories, learning new vocabulary.
- Develop their phonological awareness, so that they can: - spot and suggest rhymes - count or clap syllables in a word - recognise words with the same initial sound, such as money and mother. **Phase 1**

Mathematics

Children will learn to:

- Understand position through words alone with no pointing.
- Describe a familiar route.
- Discuss routes and locations, using words like 'in front of' and 'behind'.

British Values

We will learn that we are all special and can achieve amazing things.

Seasonal Activities

Father's Day, summer, moving on, holidays

Outside Learning

Children will work together to create rockets and role play space. They will play team games and act out stories on the larger play equipment. They will explore the nature around them and spot the signs of summer.

Effective Teaching and Learning

Playing and Exploring – playing with what they know and being willing to 'have a go'

Active Learning - Being involved and concentrating, keeping trying and enjoying the achievements that they make.

Creating and Thinking Critically - Having their own ideas, making links and choosing ways to do things.

Physical Development – Team Games

- Start taking part in some group activities which they make up for themselves, or in teams.
- Match their developing physical skills to tasks and activities in the setting. For example, they decide whether to crawl, walk or run across a plank, depending on its length and width.
- Collaborate with others to manage large items, such as moving a long plank safely, carrying large hollow blocks.

Understanding the World

- Show interest in different occupations.
- Explore how things work.
- Explore and talk about different forces they can feel.
- Talk about the differences between materials and changes they notice.
- Know that there are different countries in the world and talk about the differences they have experienced or seen in photos.

Personal, Social and Emotional Development

Talk about their feelings using words like 'happy', 'sad', 'angry' or 'worried'.

Understand gradually how others might be feeling. Play with one or more other children, extending and elaborating play ideas.

Preparation for the transition to Reception

Expressive Arts and Design

- Make imaginative and complex 'small worlds' with blocks and construction kits, such as a city with different buildings and a park.
- Explore different materials freely, in order to develop their ideas about how to use them and what to make. Develop their own ideas and then decide which materials to use to express them. Join different materials and explore different textures.

Children will create models and pictures linked to space.

R.E.

What makes people special?